

The ST chain hoist



The fast delivery programme

Delivery of chain hoists takes place within 48 hours
from Columbus McKinnon, Wuppertal factory

The ST chain hoist – a robust classic

The ST chain hoist programme ranks among the world's most distinctive and extensive ranges on offer. Users, crane manufacturers and systems manufacturers appreciate the robust classic which proves itself in operation day after day. It is powerful, reliable and undemanding as regards maintenance and power consumption. The supervised series production of the standard components brings you economic advantages. And in conjunction with the precise manufacture of off-standard components, the ST chain hoist is an acknowledged top level quality product.

The modular system permits numerous combinations of the sub-assemblies to achieve your individual solutions. The chain hoists can be used as stationary models with suspension hook or eye, as well as with push trolley or electric trolley. Delivery of the ST chain hoists takes place within 48 hours from Columbus McKinnon Germany, Wuppertal factory.


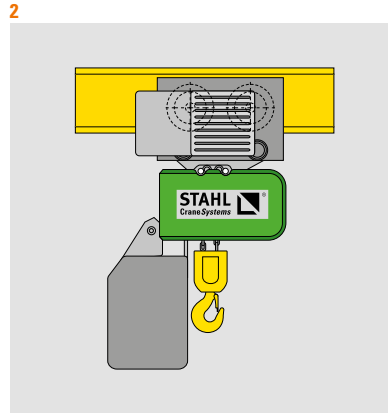
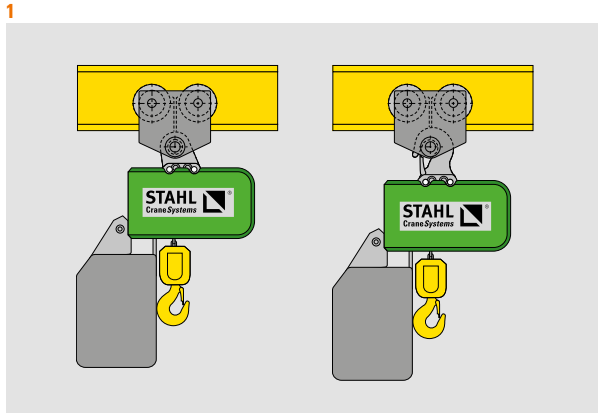
The facts

- Suspension directly from the chain guide of solid cast iron
- Easy inspection and maintenance of the chain drive thanks to over-mounted drive shaft
- Extremely short and compact construction ensures that space can be utilised to the maximum
- High ISO classification according to FEM/ISO standards
- Modern Kanban production, available fast

STAHL
CraneSystems

CMCO
INTELLIGENT MOTION

Columbus McKinnon



1 Push trolley

In standard version, the ST05 and ST 10 chain hoists are suspended by eye or hook from the smooth-running push trolleys. A rigid connection with the chain hoist is possible on request. This rigid connection is standard in the ST 20 to ST 60 chain hoists. The push trolley does not affect the low headroom of the hoist.

2 »Standard headroom« electric trolley

Not one millimetre was given away in the design in order to enable large hook paths even at standard headroom.

3 Suspensions and trolleys

Chain hoist ST 05 1/1, stationary with eye
 Chain hoist ST 05 2/1, stationary with hook
 Chain hoist ST 10 1/1, push trolley
 Chain hoist ST 10 2/1, electric trolley

	FEM (ISO)	↕ [m/min]	Type	Output [kW]	Duty cycle [% DC]	Hoisting speed [m]	Weight [kg]	Stationary		Push trolley	Electric trolley 5/20 [m/min]	Flange width [mm]	Article-Nr.
								Eye	Hook				
250 kg	1Am (M4)	8/2	ST 0502-8/2 1/1	0.4/0.1	35/15	5	19	–	■	–	–	–	A70109458
			ST 0502-8/2 1/1	0.4/0.1	35/15	5	19	■	–	–	–	–	A70109525
			ST 0502-8/2 1/1	0.4/0.1	35/15	5	25	–	–	■	–	66–110	A70109526
500 kg	1Am (M4)	4/1	ST 0502-8/2 2/1	0.4/0.1	35/15	3.5	19	–	■	–	–	–	A70109527
			ST 0502-8/2 2/1	0.4/0.1	35/15	3.5	27	–	–	■	–	66–110	A70109528
			ST 0502-8/2 2/1	0.4/0.1	35/15	3.5	43	–	–	–	■	58–110	A70109540
		8/2	ST 1005-8/2 1/1	0.8/0.2	40/20	5	40	–	■	–	–	–	A70109530
			ST 1005-8/2 1/1	0.8/0.2	40/20	5	40	■	–	–	–	–	A70109531
1.000 kg	1Am (M4)	4/1	ST 1005-8/2 2/1	0.8/0.2	40/20	6	45	–	■	–	–	–	A70109532
			ST 1005-8/2 2/1	0.8/0.2	40/20	6	45	■	–	–	–	–	A70109537
			ST 1005-8/2 2/1	0.8/0.2	40/20	6	66	–	–	–	■	58–110	A70109538

Supply voltage 380–415 V, 50 Hz (for ST 05: 380–400 V), control voltage 48 VAC, main contactor with transformer, control pendant for 2-step speeds, protection class IP55. Optionally with towing arm. Not included in the delivery: hoist limit switch, travel limit switch, hours counter and temperature control.